

Latitude



Upper Control




NeckFlex[™] Jet Pillows



Crystal FX



ClearZone



Full Foam



Tactile Therapy

FEATURES:



PERSONS



PUMPS



NECKFLEX[™] JET PILLOWS



JETS



CLEARZONE



ULTRALOUNGE[™]



CRYSTAL FX

SPECIFICATIONS:

Dimensions: 91 1/4" x 91 1/4" x 36"H

Seating: 6

Jets: 46 threaded hydrotherapy jets

Electrical: 240V, 40/30A

Weight - 710 lbs Dry (Estimate)

Wet 3,334 lbs (Estimate)

Standard LED / Crystal FX LED (Option)

ClearZone Water Management (Option)

MP3 Stereo (Option)

Escutcheons (Option)

Warranty (Option)



DIMENSION ONE SPAS[™]

www.d1spas.com



General	
Shape	Square
Seating Capacity	6
Shell Material	Granitex™ / Acrylic / Ultralife™
Dimensions	91 1/4" x 91 1/4" x 36" H / (232cm X 232cm x 91cm H)
Corner Radii	9" (23 cm)
Water Capacity	315 Gallons (1192 Liters)
Dry Weight	710 lbs (322 kg)
Shipping Weight	Domestic 710 lbs (322 kg) / Export 760 lbs (345kg)
Full Weight	3334 lbs (1514 kg)
Skirt Material	Synthetic
ABS Pan	Yes



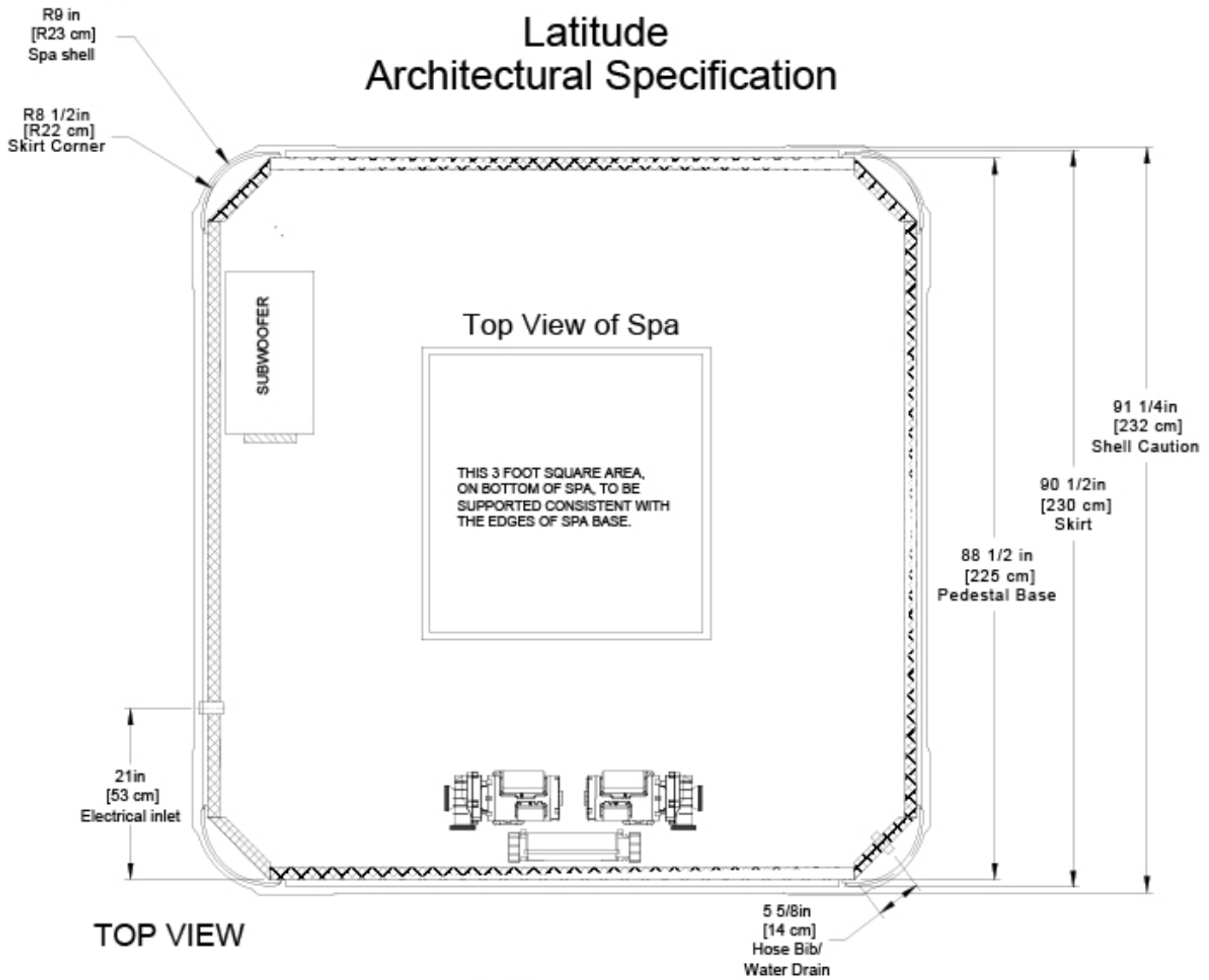
Water System	
Water Treatment System	Optional
Plumbing Systems	4
Filters/Coverage	1 / 75 sq. ft.
Gate Valves	0
Power Storm - Directional	0
Power Storm - Rifled	1
Power Storm - Twister	3
Poly Storm - Rifled	2
Mini Storm - Directional	11
Mini Storm - Rifled	6
Mini Storm - Roto	14
Cluster Storm - Directional	0
Cluster Storm - Rifled	3
VCR Jet® - Mini Directional in NFJ	4
Ozone Jet	1
Turbo jet / Diverter Valve	0
Pump Returns	4
Diverter Valves	2
Floor Drains	0
Skimmer	8" Weir

Special Features	
Crystal FX	Optional
NeckFlex® Jet Pillows	2
Headrest Pillows	1
Stereo system	Optional
Water Feature	Standard
Water Feature Volume control	Standard with water feature
Cup Holders	4
Tactile Therapy	Floor

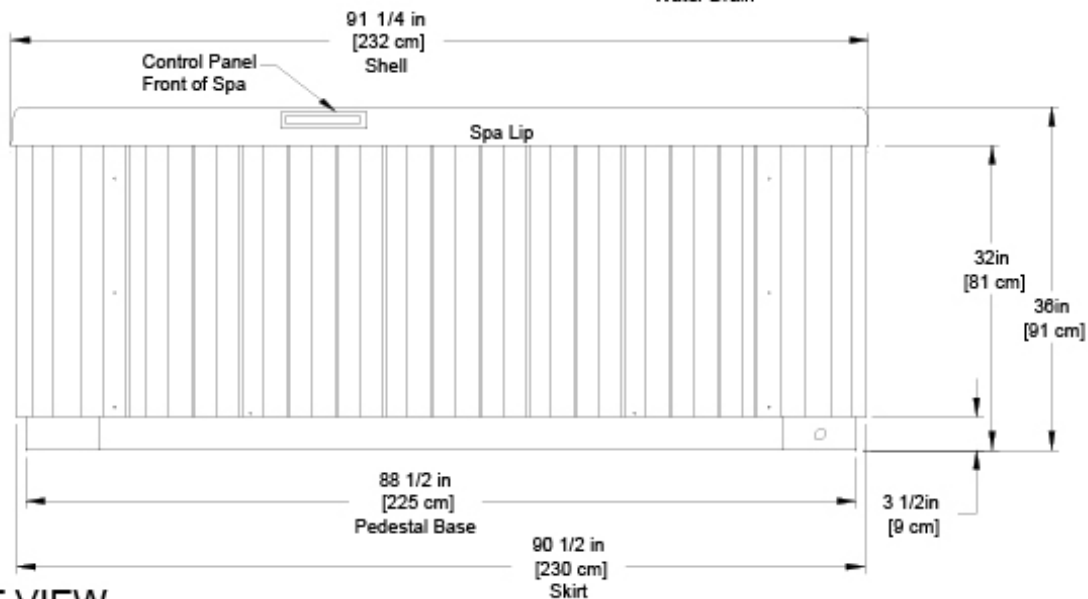
Pump Information	Domestic (60Hz)	Export (50Hz)
Motor Size – Peak (Continuous) HP	4.0 (2.5) HP / 3.6 (2.0) HP	3.6 (2.0) HP
Jet Pumps # of Pumps/Speed	One Dual & One single	One Dual & One single
Circulation pump	Optional with water treatment system	Optional with water treatment system
Fountain pump	n/a	n/a
Electrical System	Domestic (60Hz)	Export (50Hz)
Voltage	240	240
Amperage	40/30	1X16 / 2X16 / 1X32
Heater	4.0 KW	2.0 KW
Thermostat	Electronic	Electronic
Light	Multi color LED	Multi color LED
Control System	SSPA-1-D13	SSPA-1-D13-CE
Upper Control	Programmable Digital	Programmable Digital
Auxiliary Upper Control	No	No
Programmable	Yes	Yes

Note: 1. Subject to change without notice.

Latitude Architectural Specification



TOP VIEW



FRONT VIEW

Caution:
 Due to manufacturing tolerances there could be some minor differences between the actual spa and the drawing above. If site planning is critical to such tolerances, be sure to measure your actual spa.

- Notes:**
1. Engineering specs may differ slightly from brochure.
 2. For E-Z lifter installation allow 18" clearances on the backside of the spa.
 3. Alternative cabinets may add significant weight. Ask your dealer for exact details.